



Fireplace Caliu

General data and commercial

Model: Caliu
RS: A/12
Weight: 85
Width: 0,52 m.
Height: 2,56 m.
Long: 1 m.

Construction details and material

Fireplace: Set made of sheet steel polished 2mm thick

Tube: Made of sheet steel polished 2mm thick.

Grill: Made of cast iron GG-20 pearlitic.

Interior Section: Made of plate steel polished 3 mm thick. Between the inside section and the hood there is an air chamber.

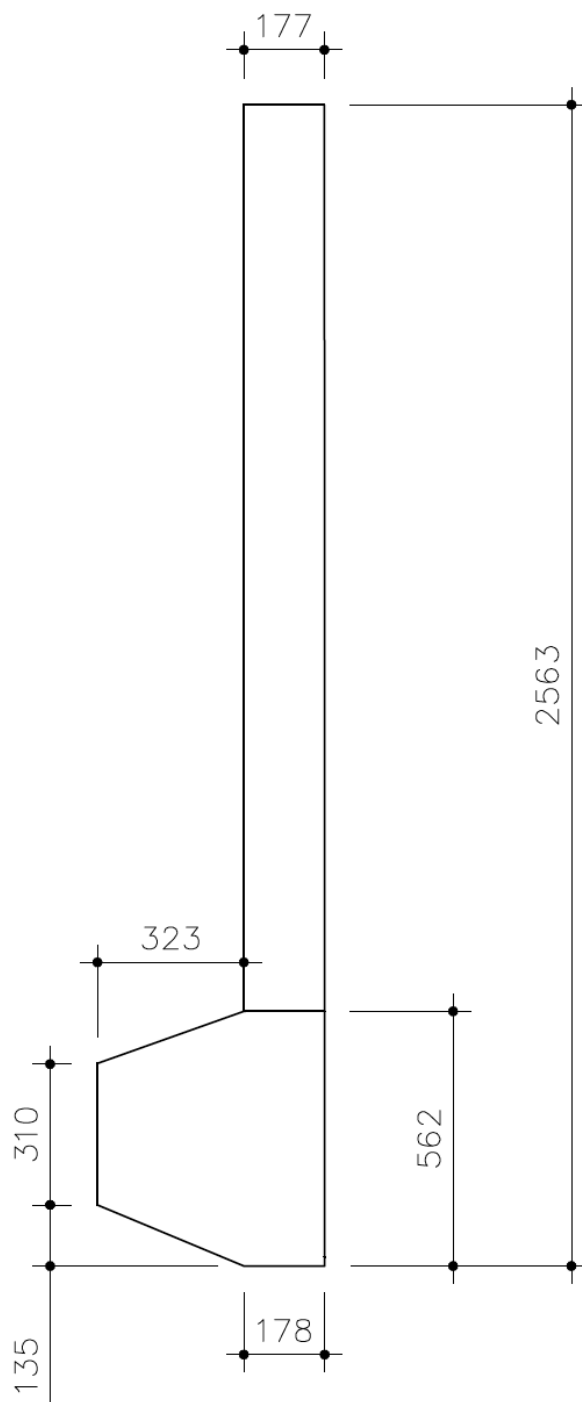

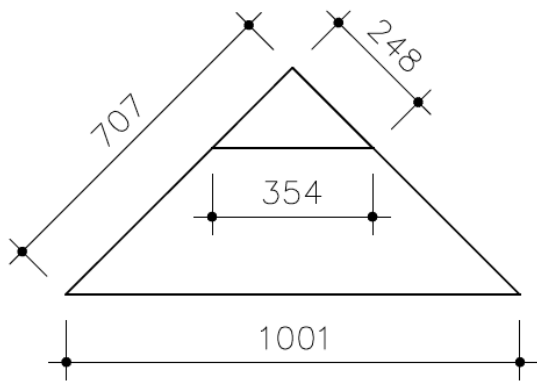
Painting: The set is painted with glaze anticaloric-component, with colour matte black, with a thermal resistance of 950 ° C.

TRANSPORT INFORMATION:

CAGE: 2600 x 1250 x 700 mm. (Length x Height x Width)

WEIGHT: 110 Kg.

DAE Chimeneas reserves the right to make changes and / or changes in the products and specifications without notice.



Chimenea CALIU
 Diseño: Ramos & Bassols